

Welcome to Year 4/5



Welcome back to school! We are delighted to have all the children back in school and are very much looking forward to getting to know them. It is really important that your child settles into school and feels happy coming in to class after such a long time away from school. For the first couple of weeks we will be focusing on PSHE and mental health.

Class Teacher

Otters




Mrs Deegan

Teaching Assistants

Our class TA is Mrs Daytona.



Some children may work with other TAs if extra support is needed:



Ms Kent (Otters)

Value of Friendship

Our first value this term is 'Friendship.' Your child may feel many emotions about the return to school. They may be excited and anxious and we hope to ensure they feel safe and happy being back at school. We will be discussing friendships and how it is good to make new friends without forgetting our old friends.




Keeping Safe



Please can you help us in keeping our classes safe. There are a few ways in which you can help. Please remind your child to regularly wash their hands and be respectful of others. If your child shows any COVID-19 symptoms, please keep them at home for the safety of others.

Assemblies



We are working towards having whole school assemblies but they are not able to take place at the moment. We will have a weekly key stage assembly in the hall and we will continue to have whole school assemblies via Teams. These will continue to focus on our school values.



'Earth and Space'

Our topic this term is 'Earth and Space' which focuses on Science - learning about the planets, time zones and the history of space travel.


We will be reading lots of books about space, focusing on 'The Planet Gods' 'Brightstorm' and 'The Jamie Drake equation'



Recovery Curriculum

To begin with we will be focusing on easing the children back into school and education. We will be doing lots of sharing stories, art, mindfulness activities, yoga, being active, PSHE and growth mindset.





Since, for the time being, communication may be difficult with parents not being able to come into the classroom, we have set the new Otters class up on Class Dojo for the purpose of keeping in touch. Please ensure that you have signed up to Class Dojo.



Class agreements



- We have created a class charter based on children's rights and responsibilities. Your child has helped make decisions about how we behave in school. This 'expected behaviour' is displayed in our classroom and will be referred to regularly.

I have a right to



1 learn

2 be heard

3 be safe

4 be respected

5 use school property

I have a responsibility to



1 do my best

2 listen to others

3 look out for others

4 treat others with respect

5 respect school property

Rewards

- We will be using a 'Recognition Board' to list children who behave brilliantly. We are looking for children who go 'over and above.' Each Friday one child showing all the values will be chosen for 'Hot Chocolate Friday.'





Reading at home



Please listen to your child read regularly at home and record this in your child's reading record.

We will continue to use 'Rainbow Reading this year. Your child will have a coloured bookmark – each time you read, please initial this. When your child has 20 reads they will receive a prize and then be given the next colour to complete.










There are the 7 colours of the rainbow to collect. When your child has completed the rainbow, there are many other colours to aim for so aim high.

Homework



- Homework is given out at the beginning of each term. This allows time to complete the tasks. Children's work / creations will be shared and celebrated on Dojo until we are able to invite parents in to view them.
- Spellings will be given out on Mondays and tested the following Monday. We won't start this right away.
- They will also be given a list of Y3/4 or 5/6 words to learn.
- Children will also be expected to continue to learn their times tables. Please use TT Rockstars at home regularly to improve speed of recall. Year 4 will complete a statutory times table assessment in the summer term.
- Please read regularly (at least 3-4 times per week) with your child and discuss what they have read. Reading aloud and discussion of books is still vitally important as your child becomes more fluent with their reading.

Homework Grid for Term 1

<p style="text-align: center;">Numeracy</p> <ul style="list-style-type: none"> • Draw a space scene using only 2D shapes. • Create some space-themed word problems. • Work out the distance of each planet from the sun in miles, kilometres, and metres. 	<p style="text-align: center;">Out and About!</p> <ul style="list-style-type: none"> • Build and launch a rocket. What did you do? • Visit your local library. Find some non-fiction books about space. • Observe the night sky and note any constellations you see. • Research constellations. 	<p style="text-align: center;">English</p> <ul style="list-style-type: none"> • Write a space adventure themed poem or story. • Write a poem/story about an alien visiting Earth. • Write an acrostic poem for a planet. • Write a newspaper report on the Moon landing. • Read a novel with a space theme. 
<p style="text-align: center;">Working with Others</p> <ul style="list-style-type: none"> • Create a space-themed board or card <u>game</u> and teach friends or family members how to play. • Work with a friend or family member to design an alien. Draw and label any unique features. • Create a mnemonic to help friends or family members remember the order of the planets. • Make up a space quiz! You need to know the answers! 	<p style="text-align: center;">Pick and Mix Homework Earth & Space</p> 	<p style="text-align: center;">Art</p> <ul style="list-style-type: none"> • Create a painting or drawing of a space scene using your choice of materials. • Ask your friends and family to help you create a list with as many song titles that have space-themed words in them (i.e. star, rocket, planet, moon). • Write a space rap or song. 
<p style="text-align: center;">Science and Technology</p> <ul style="list-style-type: none"> • Find out and write down ten amazing facts about space travel. • Make a rocket with a parachute to aid re-entry. • Create a space mobile to hang in the classroom. 	<p style="text-align: center;">Health and Wellbeing</p> <ul style="list-style-type: none"> • Find and make a space-themed recipe. • What ten things would you take with you on a trip to outer space? Write a list and give a reason for each object. • Complete a labelled diagram showing the effects that space has on an astronaut's body. • Astronauts need to be healthy. Create a workout and share. 	<p style="text-align: center;">Social Studies</p> <ul style="list-style-type: none"> • Write a fact file on Neil Armstrong or another famous astronaut. • Create a timeline of space travel and exploration events. • What countries have put astronauts into space? Mark them on a map. 

Homework due: 20th October

P.E.



- We will be changing in school on the days which we have PE so please make sure that your child has a PE kit suitable for indoor and outdoor PE. They will need: shorts/ PE T shirt (In their house colours if possible)/ trainers and a pair of joggers / sweat shirt / hoodie for colder days.
- Could you also please ensure that, on PE days they do not wear earrings unless they can remove them by themselves and that they have their hair tied up.
- Make sure that your child's PE kit is named.
- Otter class has PE on Tuesdays (inside) and Thursdays (Outside).

Handwriting

Across the school, we use cursive handwriting.

The font we use is called Letter-join.

In cursive handwriting, all lowercase letters start from the line and are joined.

Jumpers & cardigans

- Please ensure your children's clothing is **named** clearly as it is hard to tell them apart!
- Please can they have clearly named **water bottles** in school. This is especially important right now because the water fountains will not be in use.



Pencil cases

- Children do not require a pencil case in school as we provide them with the necessary equipment.



Keeping safe online

Keep safe by staying SMART online:

S SAFE Keep safe by being careful not to give out your personal information to people online.

M MEETING Meeting someone you have only been in touch with online can be dangerous.

A ACCEPTING Accepting emails or opening files, pictures or texts from people you don't know can lead to problems.

R RELIABLE Remember that people online may not be who they say they are, and so online friends are really strangers.

T TELL Tell your parent or carer if someone or something makes you feel uncomfortable or worried.

To find out why the SMART rules are important visit www.chatdanger.com. Help others to see how to stay SMART online by downloading and using the rotating SMART banner free from this site.

Keeping safe online

- For messaging safely online please can the children use Purple Mash.



Fun ways to learn!

- Apps such as Times Table Rock Stars
- Play educational games – Brainbox have a good range.
- Purple Mash



- Many thanks for reading this. We look forward to working closely with you to support your child's learning and hope to be able to meet face to face before too long.